

# P8222 Series

LED Flush Mount • Wet Location



## Specifications:

### Description:

The P8222 delivers a solution for flush mount, for both residential and commercial markets. In addition, the P8222 is wet located and is a cost effective solution for fire rated application. The P8222 features a 120V alternating current source and eliminates the need for a traditional LED driver. This modular approach results in an encapsulated luminaire that unites performance, cost and safety benefits.

### Construction:

- Diffused polycarbonate lens controls direct glare from the LEDs
- Simple snap in installation for J-Box
- Die-cast aluminum construction with a powder coat paint finish
- Can be installed in a 4" J-Box
- Lumen output and distribution comparable to a 100W incandescent lamp
- Suitable for use in IC or NON-IC Applications with 25°C (77°F) continuous room side ambient temperature.

### Performance:

Input Power	17W
Input Voltage	120V
Input Frequency	60Hz
Lumens	1032 (LM-79)
CCT	3000K
CRI	90+
LPW	60
Life	42,000 (L70/TM-21)
EMI/RFI	FCC Title 47, Part 15, Class B
Min. Start Temp	-30° C
Max. Operating Temp	30° C
Warranty	5 yrs.
Labels	cCSAus classified for wet locations ENERGY STAR® qualified

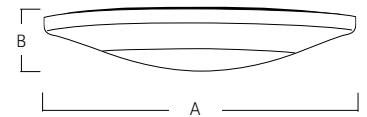
## P8222-28/30K9-AC1-L10

### Images:



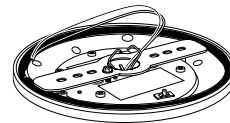
### Dimensions:

A	B
7.25"	1.21"

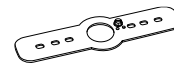


### Included Mounting Options:

#### J-Box Mount



J-Box Adapter



### Catalog number:

Base	Finish	Color Temp	Voltage	Lumen Package
<b>P8222</b>	<b>28</b> - White	<b>30K9</b> - 3000K 90 CRI	<b>AC1</b> - 120V	<b>L10</b> - 1032 Lumens

Photometrics:

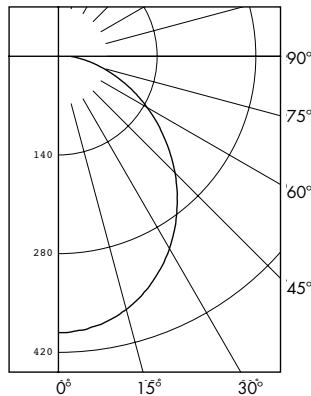
## P8222-28/30K9-AC1-L10

<b>ELECTRICAL DATA</b>		<b>P8222-28/30K9-AC1-L10</b>
Input Voltage		120V
Input Frequency		60 Hz
Constant Current Output		700mA
Power Factor		≥0.90
THD		<20%
EMI Filtering		FCC 47CFR Part 15, Class B
Operating Temperature		-30°C to 30°C
Dimming		Yes*
Over-voltage, over-current, short-circuit protected		
*See Dimming Notes for more information		

**PERFORMANCE DATA CHART**

Single Unit, Initial Footcandles, 30" Work Plane							Ceiling to Floor Height (ft)	Multiple Units, Initial Footcandles, 30" Work Plane				
Nadir		10°		20°		30°		Spacing is Maximum Over Work Plane, SMH= 1.2				
FC	FC	Dia (ft)	FC	Dia (ft)	FC	Dia (ft)		Fixture Spacing (ft)	RCR 2	RCR 5	RCR 7	
32	30	1	24	3	17	4	6	4.0	53	37	30	
13	12	2	10	4	7	6	8	7.0	21	15	12	
6	6	3	5	6	3	9	10.5	10.0	10	7	6	
4	4	3	3	7	2	11	12	11.0	7	5	4	

**P8222-28/30K9-AC1-L10**  
 LED Light Engine: 3000K, 90 CRI  
 System Wattage: 16.4  
 Fixture delivered lumens: 1032  
 Fixture Efficacy: 63.0  
 Spacing Criteria: 1.2



**CANDELA DISTRIBUTION**

DEG	CANDELA
0	392
5	390
15	372
25	337
35	290
45	234
45	175
55	117
65	66
75	28
90	16

Test No. 14.00618 2768255-4  
 Tested at 25° Ambient in accordance to IESNA LM-79-2008

**ZONAL LUMEN SUMMARY**

ZONE	LUMENS	%LUMINAIRE
0-30	297	28.8
0-40	478	46.3
0-60	814	78.9
0-90	1032	100.0

**COEFFICIENTS OF UTILIZATION**

Zonal Cavity Method

Room Cavity Ratio	% Effective Ceiling Cavity Reflectance				% Effective Floor Cavity Reflectance				% Wall Reflectance			
	<b>80%   70%   50%   30%</b>											
	<b>70</b>	<b>50</b>	<b>30</b>	<b>10</b>	<b>70</b>	<b>10</b>	<b>50</b>	<b>30</b>	<b>50</b>	<b>30</b>		
<b>1</b>	108	104	99	95	106	94	97	94	93	90		
<b>3</b>	90	80	71	65	88	64	75	69	72	67		
<b>5</b>	76	63	54	48	74	47	60	53	58	52		
<b>7</b>	65	52	43	37	64	37	50	42	48	41		
<b>9</b>	57	44	35	30	56	30	42	35	41	34		

P8027-28/30K9-AC1-L10

Test No. 14.00618 2768255-4

## Dimming Notes:

## P8222-28/30K9-AC1-L10

P8222 is designed to be compatible with many Electronic Low Voltage (ELV-Reverse Phase) controls. LED rated dimmer controls may offer favorable dimming performance. The following is a partial list of known compatible dimmer controls:

### Electronic Low Voltage ELV Reverse Phase Controls

Leviton	Renoir II	AWRMG-EAW
Lutron	Diva Series	(Part Number DVELV-300)
Lutron	Maestro Series	(Part Number MAELV-600)
Lutron	Nova T Series	(Part Number NTELV-300)
Lutron	Spacer Series	(Part Number SPSELV-600)
Lutron	Vierti Series	(Part Number VTELV-600)

### LED Rated Controls

Pass & Seymour	(Part Number DCL453PTCCCV6)
----------------	-----------------------------

Incandescent Digital type dimmers are not recommended.

Dimming capabilities will vary depending on the dimmer control, load, and circuit installation. Always refer to dimmer manufacturer instructions or a controls specialist for specific requirements.

Dimmer control brand names where identified above are trade names or registered trademarks of each respective company.